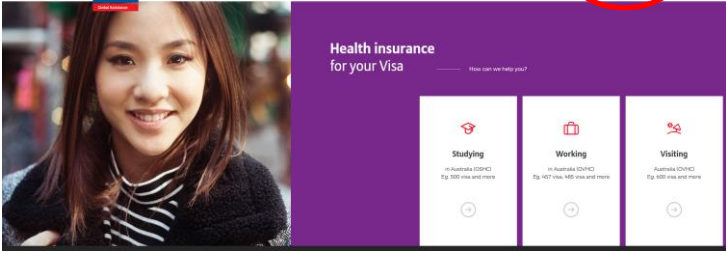
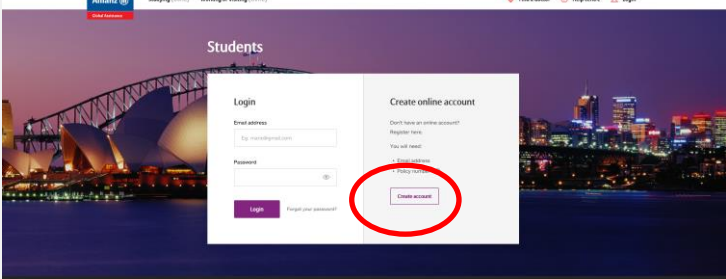
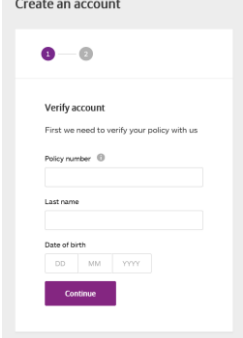
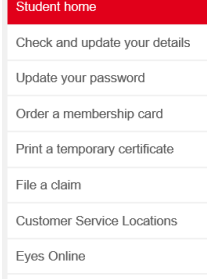



# Register and access your OSHC policy

<p>Visit the website &amp; Login</p>	<p><a href="http://www.allianzassistancehealth.com.au">www.allianzassistancehealth.com.au</a></p> 			
<p>Create Account</p>				
<p>Enter your details</p>		<ul style="list-style-type: none"> <li>• Enter your details</li> <li>• Select continue</li> </ul>		
<p>Enter your preferred email address and create a password:</p> <ul style="list-style-type: none"> <li>• Use a capital letter, a lower case letter, a number and must be at least 8 characters long. <i>For example Sammy123</i></li> </ul> <p>Check your inbox</p> <ul style="list-style-type: none"> <li>• Go to your nominated email inbox</li> <li>• Select "Verify" in the purple box.</li> <li>• You must then enter your email address and newly created password to verify your account.</li> </ul>				
<p>Update your Details</p>		<ul style="list-style-type: none"> <li>• Enter your personal details – including address, emails</li> </ul>	<p>Download the My OSHC Assistant App'</p> 	<ul style="list-style-type: none"> <li>• Download the My OSHC App</li> <li>• Enter policy number and email</li> <li>• Enter the same password that has just been created</li> <li>• Create a unique 5 digit pin code for your device</li> <li>• Access useful tools</li> </ul>